

SAFETY GUIDELINES

Our D4H Infrared Panel Heating System is intended **solely** for use as a heating element **mounted to the wall or ceiling using the mounting accessories provided, or fitted on the stand obtainable from the manufacturer**. The D4H Infrared Panel Heating System may only be used after it has been mounted (to the wall or ceiling), except if the stand that is obtainable from us, is used.

Voltage fluctuations below 230 V reduce the heating capacity of the panel. Therefore, please ensure that a voltage supply of 230 V is guaranteed so that the surface temperature and performance parameters 250/500 W/50 Hz that we have indicated, can be achieved.

The D4H Infrared Panel Heating System may only be mounted using the wall bracket provided. Screws for mounting the D4H Infrared Panel Heating System to the wall and ceiling are also provided. Warranty shall be excluded for any damages that can be attributed to mounting the D4H Infrared Panel Heating System without using the original wall bracket, and we shall assume no liability whatsoever for consequential damages. Please note that the D4H Infrared Panel Heating System must be mounted to the wall according to figure A, **1.50 m above the ground**. Please ensure that there is a **minimum clearance of 50 cm** (figure C) between the front side of the panel and any objects located in the room. Please keep the D4H Infrared Panel Heating System away from children and ensure that children are not able to interfere or play with it.

The D4H Infrared Panel Heating System must **never** be covered; the minimum clearances shown in figure B of **at least 30 cm** from each of the four sides of the panel must be observed. Please note that no items of clothing or any other objects may be lain on or hung from the D4H Infrared Panel Heating System (this could lead to trapped heat and risk of fire).

The D4H Infrared Panel Heating System may **not** be operated if the power cable, the plug or the socket display any signs of damage. This must be ascertained before use. Never pull on the power cable as this could damage the plug. Please ensure that no part of the power cable is cut or abraded. Do not trap the cable in any way and avoid any kinks.

The D4H Infrared Panel Heating System is an electronic device. It must never be immersed in water. However, it can be used in bathrooms.

The D4H Infrared Panel Heating System does not require any maintenance. The D4H Infrared Panel Heating System must never be cleaned under running water or through immersion in water. If necessary, ensure the panel is cold before wiping it using only a dry dust cloth, or vacuuming it using the furniture brush fitting.

Never remove the identification plate. The information provided on this plate is important for the warranty.

The D4H Infrared Panel Heating System has a guarantee of 60 months. The purchase receipt constitutes proof of guarantee. Any damage that can be attributed to improper installation or incorrect operation is excluded from warranty.

Removing or effacing the fabrication or serial number voids the guarantee.

Remote control* provided: do not mount the wall bracket for the remote control next to, under or within close proximity of the D4H Infrared Panel Heating System or at a place exposed to direct sunlight. Store the remote control in the wall bracket and not next to, under or within close proximity of the D4H Infrared Panel Heating System or in a place exposed to direct sunlight. We recommend mounting the wall bracket next to the door at the same height as the light switch.

*Explanatory note: the remote control is also the temperature sensor.

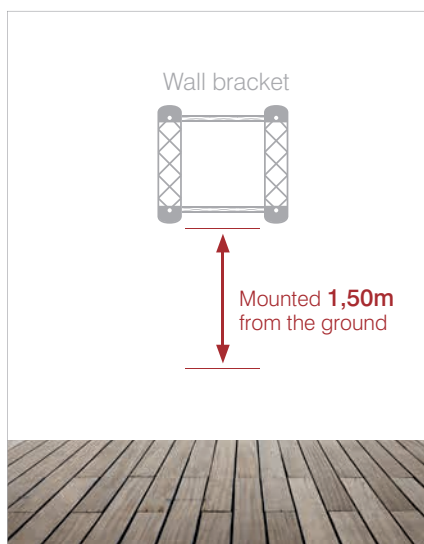


Figure A




Figure B

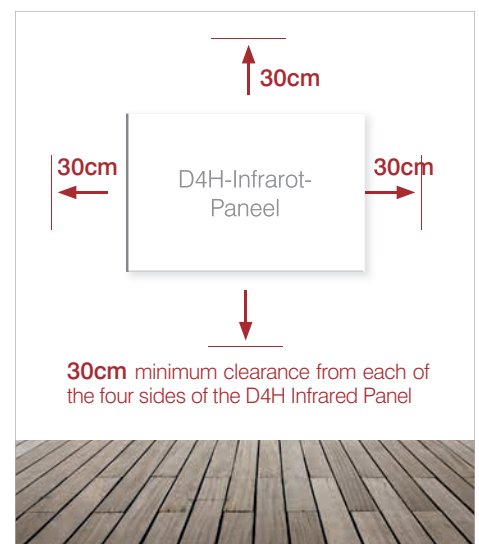


Figure C